

Communicative Tool Box

for Japanese students

SAMPLE LESSONS

3.4 Same/Different

Purpose

Communication.

Preparation

3.4 Same/Different 1 & 2 A & B handout. (pages 63-66) “Answers” below.

Activity

1. Divide students into pairs. Give half of the students handout A and the other half handout B.
2. Without seeing each other’s picture, each pair has to discuss the pictures to find out if they are the same or different.

Answers

1A/B (dictionary)

- | | | | | |
|--------------|--------------|---------|--------------|--------------|
| 1. same | 2. same | 3. same | 4. different | 5. different |
| 6. different | 7. different | 8. same | 9. different | 10. same |

2A/B (pencil)

- | | | | | |
|---------|---------|--------------|--------------|---------------|
| 1. same | 2. same | 3. same | 4. different | 5. different |
| 6. same | 7. same | 8. different | 9. different | 10. different |

11.3 Stress Pyramid

Purpose

Stressed vowels.

Preparation

11.3 Stress Pyramid handout. (page 91)

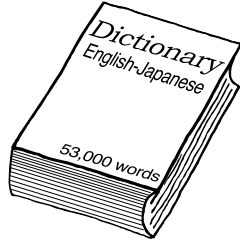
Activity

1. Distribute the Stress Pyramid handout.
2. Review the stress of these words: (underlined parts should be stressed) thirteen, thirty, fourteen, forty, fifteen, fifty, sixteen, sixty, seventeen, seventy, eighten, eighty, nineteen, and ninety.
3. Choose one of the pairs on the pyramid and read to the class. They must choose the number they heard. Continue until everyone reaches the bottom.
4. Ask them what their final number is. Give the correct answer.


3.4 Same/Different 1A

あなたの絵をパートナーに説明して下さい。パートナーの絵があなたの絵と同じだったら、Same を で囲んで下さい。違っていたら、Different の方を囲んで下さい。

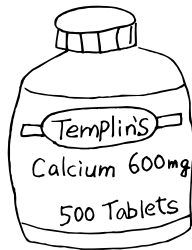
1. Same / Different




6. Same / Different



2. Same / Different



7. Same / Different




3. Same / Different

right


8. Same / Different




4. Same / Different



9. Same / Different



5. Same / Different



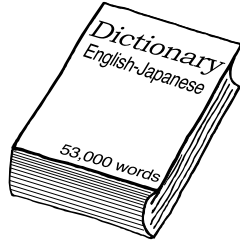
10. Same / Different



3.4 Same/Different 1B

あなたの絵をパートナーに説明して下さい。パートナーの絵があなたの絵と同じだったら、Same を で囲んで下さい。違っていたら、Different の方を囲んで下さい。

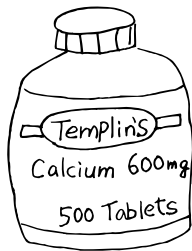
1. Same / Different




6. Same / Different



2. Same / Different



7. Same / Different




3. Same / Different

right


8. Same / Different




4. Same / Different




9. Same / Different



5. Same / Different



10. Same / Different



11.3 Stress Pyramid

スタートから始めます。聞いた数字を線にそって選んで下さい。

