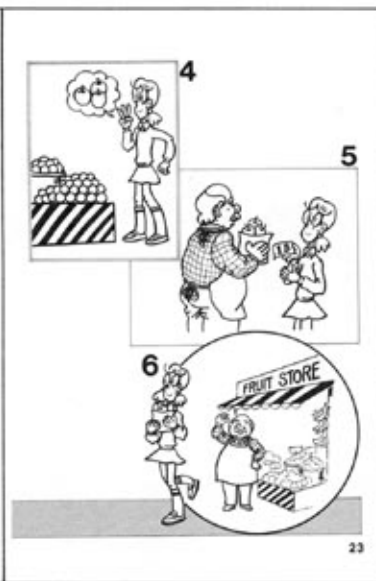


# B — Dialogue — Part 3

**1** Student Book, pages 22–23. Review the sentences for pictures 1–3 and teach the sentences for 4 and 5.

テキスト22～23ページ。ピクチャー1～3の文を復習し、次に4と5の文を教えてください。



1. Storekeeper: Good morning!  
Jill: Good morning!
2. Storekeeper: Can I help you?  
Jill: I'd like some apples.
3. Storekeeper: There are apples over here.  
Jill: Oh, yes. How much are they?  
Storekeeper: They're 10 cents each.
4. Storekeeper: How many would you like?  
Jill: I'll take three.
5. Storekeeper: Here you are. That's 30 cents.  
Jill: Thank you. Here's a dollar.


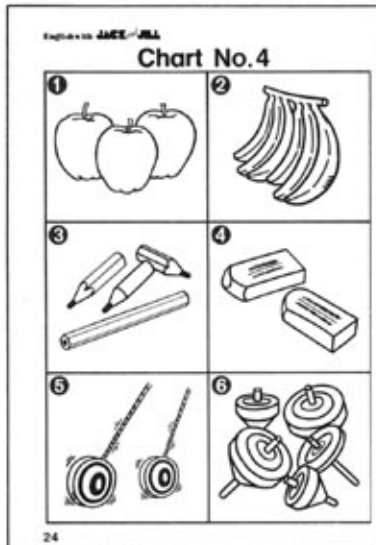
**2** Practice the new sentences intensively, assigning the parts to several pairs of students.

何組かの子供たちに役割を演じさせながら新しく導入された文を集中的に練習します。

- S. 1 = Storekeeper's part.  
S. 2 = Jill's part.

**3** Review the practice with the chart on pages 24 and 25 of the Student Book taught in Lesson Fifteen, B3. Then add the four new lines introduced today to make it into a pattern dialogue involving a bit of mental arithmetic:

レッスン15、B3で学んだテキスト24～25ページのチャート練習を復習します。次に今日新しく導入された4行を加えて、簡単な暗算を含んだパターンダイアログを構成します。



- S. 1: How much are the pencils?  
S. 2: They're fifteen cents each.  
S. 1: I'll take (four).  
S. 2: Here you are. That's sixty cents.  
S. 1: Thank you.

**4** As in Lesson Fifteen, B4, you could extend the practice to things in stores in Japan, calculating the prices in yen.

レッスン15、B4と同様に、日本の店にまで練習を拡大して円で価格を計算させましょう。

**5** Have the students color pictures 4 and 5 on page 23. Color choice is free.

23ページのピクチャー4と5に子供たち各自の好きな色でぬり絵をさせましょう。